



PRELIMINARY REPORT

NEWSLETTER TRANSPLANT

International figures on donation and transplantation
2022

G O D T

Global Observatory on Donation and Transplantation



WHO Collaborating
Centre on Donation
and Transplantation



GOBIERNO
DE ESPAÑA

MINISTERIO
DE SANIDAD



INTRODUCTION

This report provides preliminary data on activities in 2022, and a comparison of 2022, 2021 and 2020 main data. The report is based on data collected through the Global Observatory on Donation and Transplantation (GODT) and the Newsletter Transplant, managed by the Spanish Organización Nacional de Trasplantes (ONT) as Collaborating Center of the World Health Organization and on behalf of the Council of Europe, respectively.

Data displayed in this report have been reported to ONT before 5 April 2023.

Population data is obtained from the United Nations Population Fund (available at: https://www.unfpa.org/sites/default/files/pub-pdf/EN_SWP22%20report_0.pdf)

The data contained in this report can be consulted and downloaded from the GODT website: <http://www.transplant-observatory.org/export-database/>. The GODT website is continuously updated as data from different countries around the world become available.

DEFINITIONS USED:

ACTUAL DECEASED ORGAN DONOR

A deceased person from whom at least one organ has been recovered for the purpose of transplantation.

ORGAN TRANSPLANT

The transfer (engraftment) of a human organ from a donor to a recipient with the aim of restoring function (s) in the body.

TOTAL TRANSPLANTS (ALL COMBINATIONS INCLUDED)

Total number of transplant procedures of the corresponding organ with or without the simultaneous transplant of a different type of organ(s).

TOTAL NUMBER OF PATIENTS TRANSPLANTED

Total number of patients who have received an organ transplant in any combination. A recipient who has simultaneously received more than one organ (e.g. kidney-liver) is counted as one recipient.

Summary of activities for each country in 2022

N: absolute numbers. Pmp: per million population

| Country | Population | Actual Deceased Donors | | Kidney transplants | | Liver transplants | | Heart transplants | | Lung transplants | | Pancreas transplants | | Small Bowel transplants | | Total patients transplanted | | Total transplants | |
|----------------|------------|------------------------|------|--------------------|------|-------------------|------|-------------------|-----|------------------|------|----------------------|-----|-------------------------|-----|-----------------------------|------|-------------------|------|
| | | n | pmp | n | pmp | n | pmp | n | pmp | n | pmp | n | pmp | n | pmp | n | pmp | n | pmp |
| Albania | 2.9 | 0 | 0.0 | 13 | 4.5 | 0 | 0.0 | 0 | 0.0 | 0 | 0.0 | 0 | 0.0 | 0 | 0.0 | 13 | 4.5 | 13 | 4.5 |
| Argentina | 46.0 | 767 | 16.7 | 1434 | 31.2 | 443 | 9.6 | 110 | 2.4 | 33 | 0.7 | 36 | 0.8 | 1 | 0.0 | 2004 | 43.6 | 2056 | 44.7 |
| Armenia | 3.0 | 0 | 0.0 | 22 | 7.3 | 2 | 0.7 | 0 | 0.0 | 0 | 0.0 | 0 | 0.0 | 0 | 0.0 | 24 | 8.0 | 24 | 8.0 |
| Austria | 9.1 | 222 | 24.4 | 336 | 36.9 | 169 | 18.6 | 62 | 6.8 | 102 | 11.2 | 18 | 2.0 | 0 | 0.0 | 663 | 72.9 | 687 | 75.5 |
| Bangladesh | 167.9 | 0 | 0.0 | 269 | 1.6 | 0 | 0.0 | 0 | 0.0 | 0 | 0.0 | 0 | 0.0 | 0 | 0.0 | 269 | 1.6 | 269 | 1.6 |
| Belgium | 11.7 | 342 | 29.2 | 478 | 40.9 | 297 | 25.4 | 63 | 5.4 | 95 | 8.1 | 22 | 1.9 | 2 | 0.2 | 957 | 81.8 | 957 | 81.8 |
| Brazil | 215.4 | 3266 | 15.2 | 5029 | 23.3 | 2049 | 9.5 | 362 | 1.7 | 106 | 0.5 | 133 | 0.6 | | | 7569 | 35.1 | 7679 | 35.6 |
| Bulgaria | 6.8 | 14 | 2.1 | 12 | 1.8 | 6 | 0.9 | 2 | 0.3 | 0 | 0.0 | 0 | 0.0 | 0 | 0.0 | 20 | 2.9 | 20 | 2.9 |
| Chile | 19.3 | 171 | 8.9 | 326 | 16.9 | 156 | 8.1 | 40 | 2.1 | 30 | 1.6 | 9 | 0.5 | 0 | 0.0 | 561 | 29.1 | 561 | 29.1 |
| China | 1456.8 | 5628 | 3.9 | 12712 | 8.7 | 6053 | 4.2 | 710 | 0.5 | 798 | 0.5 | 45 | 0.0 | 15 | 0.0 | 20244 | 13.9 | 20333 | 14.0 |
| Colombia | 51.5 | 332 | 6.4 | 841 | 16.3 | 248 | 4.8 | 81 | 1.6 | 27 | 0.5 | 13 | 0.3 | 0 | 0.0 | 1190 | 23.1 | 1210 | 23.5 |
| Costa Rica | 5.2 | 27 | 5.2 | 66 | 12.7 | 22 | 4.2 | 4 | 0.8 | 4 | 0.8 | 0 | 0.0 | 0 | 0.0 | 96 | 18.5 | 96 | 18.5 |
| Croatia | 4.1 | 95 | 23.2 | 112 | 27.3 | 89 | 21.7 | 38 | 9.3 | 10 | 2.4 | 6 | 1.5 | 1 | 0.2 | 245 | 59.8 | 256 | 62.4 |
| Cyprus | 1.2 | 4 | 3.3 | 16 | 13.3 | | | | | | | 0 | 0.0 | | | 16 | 13.3 | 16 | 13.3 |
| Czech Rep. | 10.7 | 298 | 27.9 | 520 | 48.6 | 180 | 16.8 | 81 | 7.6 | 54 | 5.0 | 31 | 2.9 | 1 | 0.1 | 867 | 81.0 | 867 | 81.0 |
| Denmark | 5.8 | 84 | 14.5 | 242 | 41.7 | 46 | 7.9 | 27 | 4.7 | 23 | 4.0 | 3 | 0.5 | | | 338 | 58.3 | 341 | 58.8 |
| Dominican Rep. | 11.1 | 10 | 0.9 | 61 | 5.5 | 1 | 0.1 | 0 | 0.0 | 0 | 0.0 | 0 | 0.0 | 0 | 0.0 | 62 | 5.6 | 62 | 5.6 |
| Ecuador | 18.1 | 91 | 5.0 | 151 | 8.3 | 28 | 1.5 | 13 | 0.7 | 0 | 0.0 | 0 | 0.0 | 0 | 0.0 | 192 | 10.6 | 192 | 10.6 |
| El Salvador | 6.6 | 0 | 0.0 | 35 | 5.3 | 0 | 0.0 | 0 | 0.0 | 0 | 0.0 | 0 | 0.0 | 0 | 0.0 | 35 | 5.3 | 35 | 5.3 |
| Estonia | 1.3 | 25 | 19.2 | 34 | 26.2 | 9 | 6.9 | | | 3 | 2.3 | 4 | 3.1 | | | 46 | 35.4 | 50 | 38.5 |
| Ethiopia | 120.8 | 0 | 0.0 | 9 | 0.1 | 0 | 0.0 | 0 | 0.0 | 0 | 0.0 | 0 | 0.0 | 0 | 0.0 | 9 | 0.1 | 9 | 0.1 |
| Finland | 5.6 | 114 | 20.4 | 250 | 44.6 | 62 | 11.1 | 19 | 3.4 | 20 | 3.6 | 20 | 3.6 | 0 | 0.0 | 350 | 62.5 | 371 | 66.3 |
| France | 65.6 | 1694 | 25.8 | 3377 | 51.5 | 1294 | 19.7 | 419 | 6.4 | 342 | 5.2 | 70 | 1.1 | 1 | 0.0 | 5314 | 81.0 | 5503 | 83.9 |

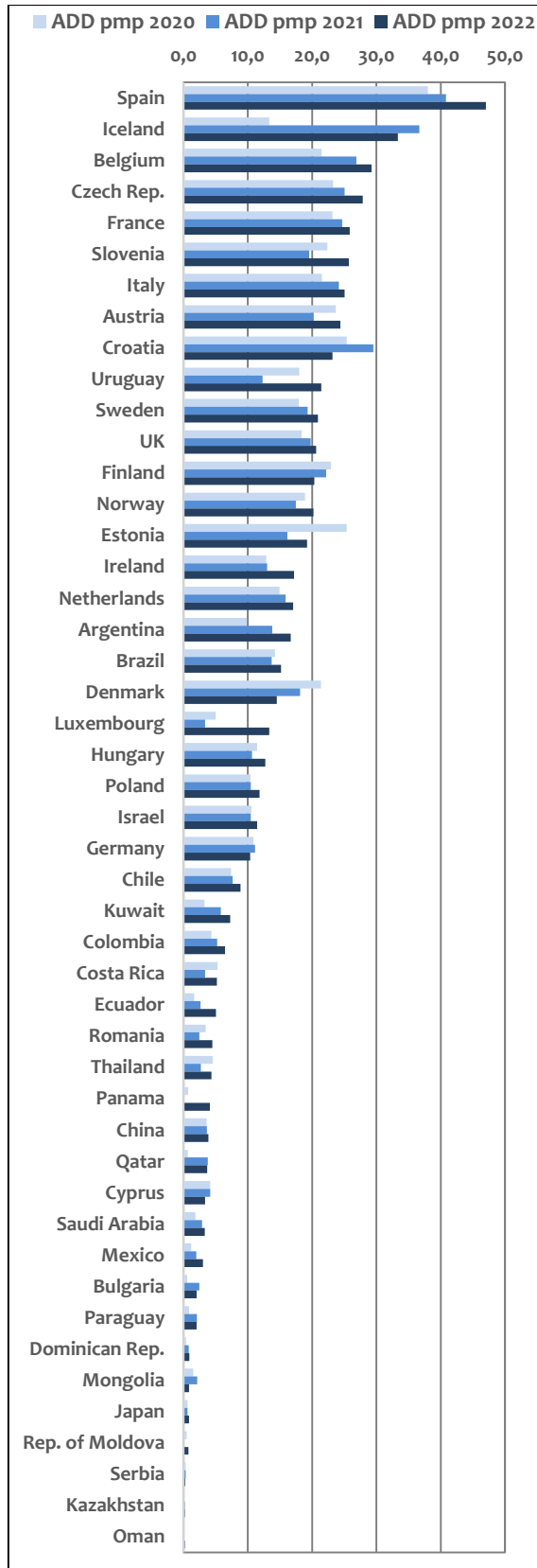
2022 GLOBAL DATA ON DONATION AND TRANSPLANTATION - PRELIMINARY REPORT

| Country | Population | Actual Deceased Donors | | Kidney transplants | | Liver transplants | | Heart transplants | | Lung transplants | | Pancreas transplants | | Small Bowel transplants | | Total patients transplanted | | Total transplants | |
|-----------------|------------|------------------------|------|--------------------|------|-------------------|------|-------------------|-----|------------------|-----|----------------------|-----|-------------------------|-----|-----------------------------|------|-------------------|------|
| | | n | pmp | n | pmp | n | pmp | n | pmp | n | pmp | n | pmp | n | pmp | n | pmp | n | pmp |
| Georgia | 4.0 | 0 | 0.0 | 34 | 8.5 | 11 | 2.8 | 0 | 0.0 | 0 | 0.0 | 0 | 0.0 | 0 | 0.0 | 45 | 11.3 | 45 | 11.3 |
| Germany | 83.9 | 869 | 10.4 | 1966 | 23.4 | 748 | 8.9 | 356 | 4.2 | 254 | 3.0 | 44 | 0.5 | 2 | 0.0 | 3311 | 39.5 | 3370 | 40.2 |
| Hungary | 9.6 | 122 | 12.7 | 246 | 25.6 | 67 | 7.0 | 40 | 4.2 | 12 | 1.3 | 4 | 0.4 | 0 | 0.0 | 360 | 37.5 | 369 | 38.4 |
| Iceland | 0.3 | 10 | 33.3 | 8 | 26.7 | | | | | | | | | | | 8 | 26.7 | 8 | 26.7 |
| Ireland | 5.0 | 86 | 17.2 | 163 | 32.6 | 51 | 10.2 | 10 | 2.0 | 18 | 3.6 | 8 | 1.6 | 0 | 0.0 | 245 | 49.0 | 250 | 50.0 |
| Israel | 8.9 | 102 | 11.5 | 468 | 52.6 | 99 | 11.1 | 32 | 3.6 | 61 | 6.9 | 3 | 0.3 | 0 | 0.0 | 656 | 73.7 | 663 | 74.5 |
| Italy | 60.3 | 1509 | 25.0 | 2037 | 33.8 | 1474 | 24.4 | 254 | 4.2 | 138 | 2.3 | 38 | 0.6 | 1 | 0.0 | 3886 | 64.4 | 3942 | 65.4 |
| Jamaica | 3.0 | 0 | 0.0 | 2 | 0.7 | 2 | 0.7 | 0 | 0.0 | 0 | 0.0 | 0 | 0.0 | 0 | 0.0 | 2 | 0.7 | 4 | 1.3 |
| Japan | 125.6 | 108 | 0.9 | 1656 | 13.2 | 406 | 3.2 | 79 | 0.6 | 108 | 0.9 | 30 | 0.2 | 5 | 0.0 | 2247 | 17.9 | 2284 | 18.2 |
| Kazakhstan | 19.2 | 4 | 0.2 | 176 | 9.2 | 43 | 2.2 | 4 | 0.2 | 3 | 0.2 | 0 | 0.0 | 0 | 0.0 | 226 | 11.8 | 226 | 11.8 |
| Kenya | 56.2 | 0 | 0.0 | 55 | 1.0 | 0 | 0.0 | 0 | 0.0 | 0 | 0.0 | 0 | 0.0 | 0 | 0.0 | 55 | 1.0 | 55 | 1.0 |
| Kuwait | 4.4 | 32 | 7.3 | 99 | 22.5 | 0 | 0.0 | 1 | 0.2 | 0 | 0.0 | 0 | 0.0 | 0 | 0.0 | 100 | 22.7 | 100 | 22.7 |
| Luxembourg | 0.6 | 8 | 13.3 | 0 | 0.0 | 0 | 0.0 | 0 | 0.0 | 0 | 0.0 | 0 | 0.0 | 0 | 0.0 | 0 | 0.0 | 0 | 0.0 |
| Mexico | 131.6 | 398 | 3.0 | 2713 | 20.6 | 238 | 1.8 | 42 | 0.3 | 11 | 0.1 | 2 | 0.0 | 0 | 0.0 | 3000 | 22.8 | 3006 | 22.8 |
| Mongolia | 3.4 | 3 | 0.9 | 40 | 11.8 | 75 | 22.1 | 0 | 0.0 | 0 | 0.0 | 0 | 0.0 | 0 | 0.0 | 115 | 33.8 | 115 | 33.8 |
| Netherlands | 17.2 | 293 | 17.0 | 1008 | 58.6 | 211 | 12.3 | 51 | 3.0 | 122 | 7.1 | 26 | 1.5 | 1 | 0.1 | 1402 | 81.5 | 1419 | 82.5 |
| Norway | 5.5 | 111 | 20.2 | 229 | 41.6 | 92 | 16.7 | 30 | 5.5 | 31 | 5.6 | 4 | 0.7 | | | 381 | 69.3 | 386 | 70.2 |
| Oman | 5.3 | 1 | 0.2 | 11 | 2.1 | 10 | 1.9 | 0 | 0.0 | 0 | 0.0 | 0 | 0.0 | 0 | 0.0 | 21 | 4.0 | 21 | 4.0 |
| Panama | 4.4 | 18 | 4.1 | 35 | 8.0 | 10 | 2.3 | 1 | 0.2 | 0 | 0.0 | 0 | 0.0 | 0 | 0.0 | 46 | 10.5 | 46 | 10.5 |
| Paraguay | 7.3 | 15 | 2.1 | 32 | 4.4 | 0 | 0.0 | 6 | 0.8 | 0 | 0.0 | 0 | 0.0 | 0 | 0.0 | 38 | 5.2 | 38 | 5.2 |
| Poland | 37.7 | 445 | 11.8 | 874 | 23.2 | 362 | 9.6 | 173 | 4.6 | 93 | 2.5 | 18 | 0.5 | 0 | 0.0 | 1495 | 39.7 | 1520 | 40.3 |
| Qatar | 3.0 | 11 | 3.7 | 53 | 17.7 | 8 | 2.7 | 0 | 0.0 | 2 | 0.7 | 0 | 0.0 | 0 | 0.0 | 63 | 21.0 | 63 | 21.0 |
| Rep. of Moldova | 4.0 | 3 | 0.8 | 3 | 0.8 | 7 | 1.8 | | | | | | | | | 10 | 2.5 | 10 | 2.5 |
| Romania | 19.0 | 85 | 4.5 | 230 | 12.1 | 75 | 3.9 | 7 | 0.4 | 2 | 0.1 | 0 | 0.0 | 0 | 0.0 | 314 | 16.5 | 314 | 16.5 |
| Saudi Arabia | 35.8 | 118 | 3.3 | 1160 | 32.4 | 440 | 12.3 | 41 | 1.1 | 38 | 1.1 | 14 | 0.4 | 5 | 0.1 | 1684 | 47.0 | 1698 | 47.4 |

2022 GLOBAL DATA ON DONATION AND TRANSPLANTATION - PRELIMINARY REPORT

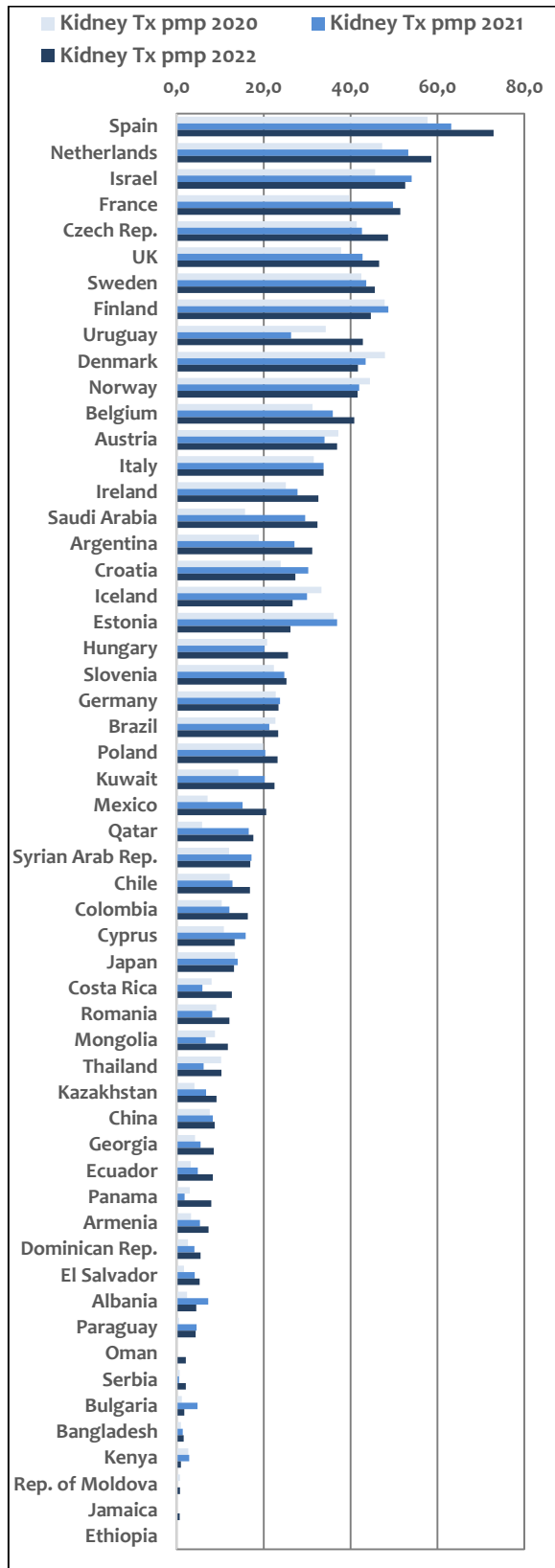
| Country | Population | Actual Deceased Donors | | Kidney transplants | | Liver transplants | | Heart transplants | | Lung transplants | | Pancreas transplants | | Small Bowel transplants | | Total patients transplanted | | Total transplants | |
|------------------|------------|------------------------|------|--------------------|------|-------------------|------|-------------------|------|------------------|-----|----------------------|-----|-------------------------|-----|-----------------------------|-------|-------------------|-------|
| | | n | pmp | n | pmp | n | pmp | n | pmp | n | pmp | n | pmp | n | pmp | n | pmp | n | pmp |
| Serbia | 8.7 | 2 | 0.2 | 18 | 2.1 | 0 | 0.0 | 0 | 0.0 | 0 | 0.0 | 0 | 0.0 | 0 | 0.0 | 19 | 2.2 | 18 | 2.1 |
| Slovenia | 2.1 | 54 | 25.7 | 53 | 25.2 | 18 | 8.6 | 29 | 13.8 | 10 | 4.8 | 1 | 0.5 | | | 107 | 51.0 | 111 | 52.9 |
| Spain | 46.7 | 2196 | 47.0 | 3404 | 72.9 | 1159 | 24.8 | 311 | 6.7 | 415 | 8.9 | 92 | 2.0 | 4 | 0.1 | 5251 | 112.4 | 5385 | 115.3 |
| Sweden | 10.2 | 213 | 20.9 | 465 | 45.6 | 166 | 16.3 | 55 | 5.4 | 50 | 4.9 | 18 | 1.8 | 1 | 0.1 | 733 | 71.9 | 755 | 74.0 |
| Syrian Arab Rep. | 19.4 | 0 | 0.0 | 329 | 17.0 | 0 | 0.0 | 0 | 0.0 | 0 | 0.0 | 0 | 0.0 | 0 | 0.0 | 329 | 17.0 | 329 | 17.0 |
| Thailand | 70.1 | 303 | 4.3 | 722 | 10.3 | 147 | 2.1 | 31 | 0.4 | 0 | 0.0 | 4 | 0.1 | 0 | 0.0 | 894 | 12.8 | 904 | 12.9 |
| United Kingdom | 68.5 | 1413 | 20.6 | 3192 | 46.6 | 922 | 13.5 | 202 | 2.9 | 95 | 1.4 | 146 | 2.1 | 24 | 0.4 | 4453 | 65.0 | 4581 | 66.9 |
| Uruguay | 3.5 | 75 | 21.4 | 150 | 42.9 | 25 | 7.1 | 8 | 2.3 | 4 | 1.1 | 0 | 0.0 | 0 | 0.0 | 184 | 52.6 | 187 | 53.4 |

Deceased Donation



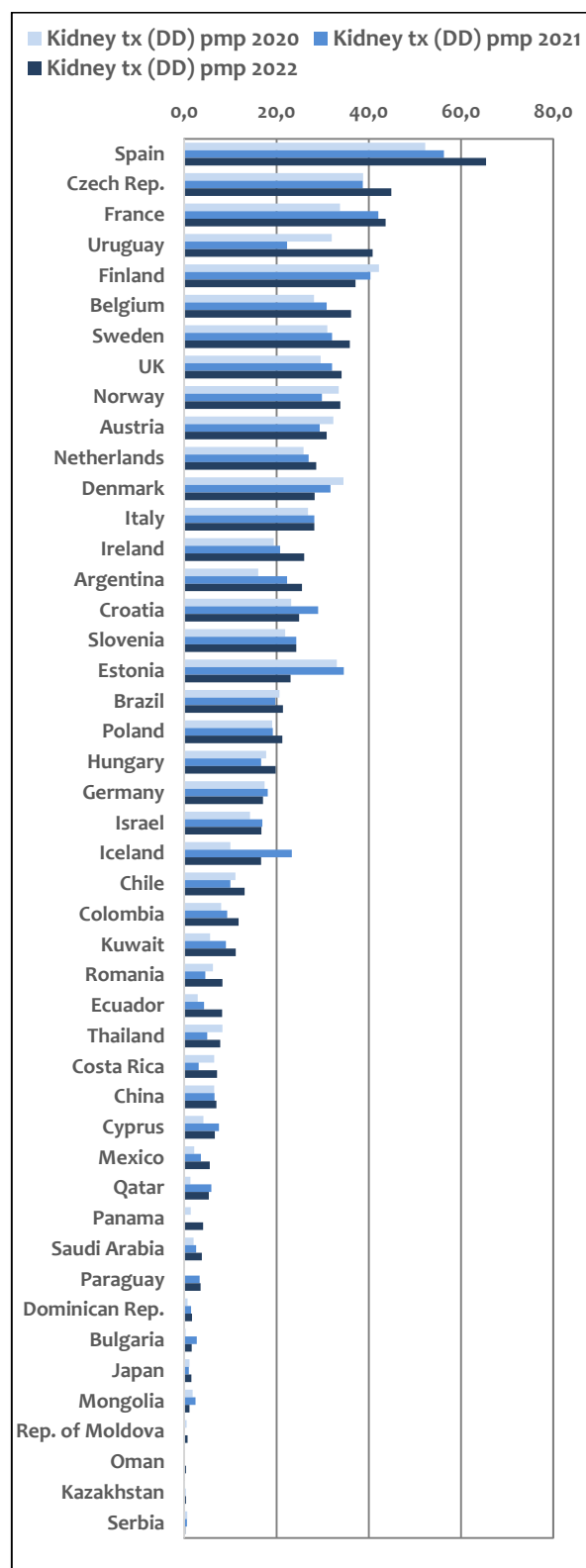
| COUNTRY | 2020 | | 2021 | | 2022 | |
|-----------------|------|------|------|------|------|------|
| | N | PMP | N | PMP | N | PMP |
| Argentina | 444 | 9.8 | 630 | 13.8 | 767 | 16.7 |
| Austria | 213 | 23.7 | 182 | 20.2 | 222 | 24.4 |
| Belgium | 249 | 21.5 | 312 | 26.9 | 342 | 29.2 |
| Brazil | 3027 | 14.2 | 2937 | 13.7 | 3266 | 15.2 |
| Bulgaria | 4 | 0.6 | 17 | 2.5 | 14 | 2.1 |
| Chile | 141 | 7.4 | 147 | 7.7 | 171 | 8.9 |
| China | 5222 | 3.6 | 5272 | 3.6 | 5628 | 3.9 |
| Colombia | 222 | 4.4 | 268 | 5.2 | 332 | 6.4 |
| Costa Rica | 27 | 5.3 | 17 | 3.3 | 27 | 5.2 |
| Croatia | 104 | 25.4 | 121 | 29.5 | 95 | 23.2 |
| Cyprus | 5 | 4.2 | 5 | 4.2 | 4 | 3.3 |
| Czech Rep. | 249 | 23.3 | 268 | 25.0 | 298 | 27.9 |
| Denmark | 124 | 21.4 | 105 | 18.1 | 84 | 14.5 |
| Dominican Rep. | 4 | 0.4 | 9 | 0.8 | 10 | 0.9 |
| Ecuador | 29 | 1.6 | 47 | 2.6 | 91 | 5.0 |
| Estonia | 33 | 25.4 | 21 | 16.2 | 25 | 19.2 |
| Finland | 126 | 22.9 | 122 | 22.2 | 114 | 20.4 |
| France | 1512 | 23.2 | 1614 | 24.7 | 1694 | 25.8 |
| Germany | 913 | 10.9 | 933 | 11.1 | 869 | 10.4 |
| Hungary | 111 | 11.4 | 102 | 10.6 | 122 | 12.7 |
| Iceland | 4 | 13.3 | 11 | 36.7 | 10 | 33.3 |
| Ireland | 63 | 12.9 | 65 | 13.0 | 86 | 17.2 |
| Israel | 92 | 10.6 | 92 | 10.5 | 102 | 11.5 |
| Italy | 1303 | 21.5 | 1458 | 24.1 | 1509 | 25.0 |
| Japan | 77 | 0.6 | 78 | 0.6 | 108 | 0.9 |
| Kazakhstan | 2 | 0.1 | 4 | 0.2 | 4 | 0.2 |
| Kuwait | 14 | 3.3 | 25 | 5.8 | 32 | 7.3 |
| Luxembourg | 3 | 5.0 | 2 | 3.3 | 8 | 13.3 |
| Mexico | 152 | 1.2 | 260 | 2.0 | 398 | 3.0 |
| Mongolia | 5 | 1.5 | 7 | 2.1 | 3 | 0.9 |
| Netherlands | 255 | 14.9 | 273 | 15.9 | 293 | 17.0 |
| Norway | 102 | 18.9 | 96 | 17.5 | 111 | 20.2 |
| Oman | 0 | 0.0 | 0 | 0.0 | 1 | 0.2 |
| Panama | 3 | 0.7 | 0 | 0.0 | 18 | 4.1 |
| Paraguay | 6 | 0.8 | 15 | 2.1 | 15 | 2.1 |
| Poland | 393 | 10.4 | 396 | 10.5 | 445 | 11.8 |
| Qatar | 2 | 0.7 | 11 | 3.8 | 11 | 3.7 |
| Rep. of Moldova | 2 | 0.5 | 0 | 0.0 | 3 | 0.8 |
| Romania | 66 | 3.4 | 47 | 2.5 | 85 | 4.5 |
| Saudi Arabia | 65 | 1.9 | 102 | 2.9 | 118 | 3.3 |
| Serbia | 3 | 0.3 | 3 | 0.3 | 2 | 0.2 |
| Slovenia | 47 | 22.4 | 41 | 19.5 | 54 | 25.7 |
| Spain | 1777 | 38.0 | 1905 | 40.8 | 2196 | 47.0 |
| Sweden | 181 | 17.9 | 197 | 19.3 | 213 | 20.9 |
| Thailand | 315 | 4.5 | 190 | 2.7 | 303 | 4.3 |
| UK | 1248 | 18.4 | 1350 | 19.8 | 1413 | 20.6 |
| Uruguay | 63 | 18.0 | 43 | 12.3 | 75 | 21.4 |

Kidney transplants



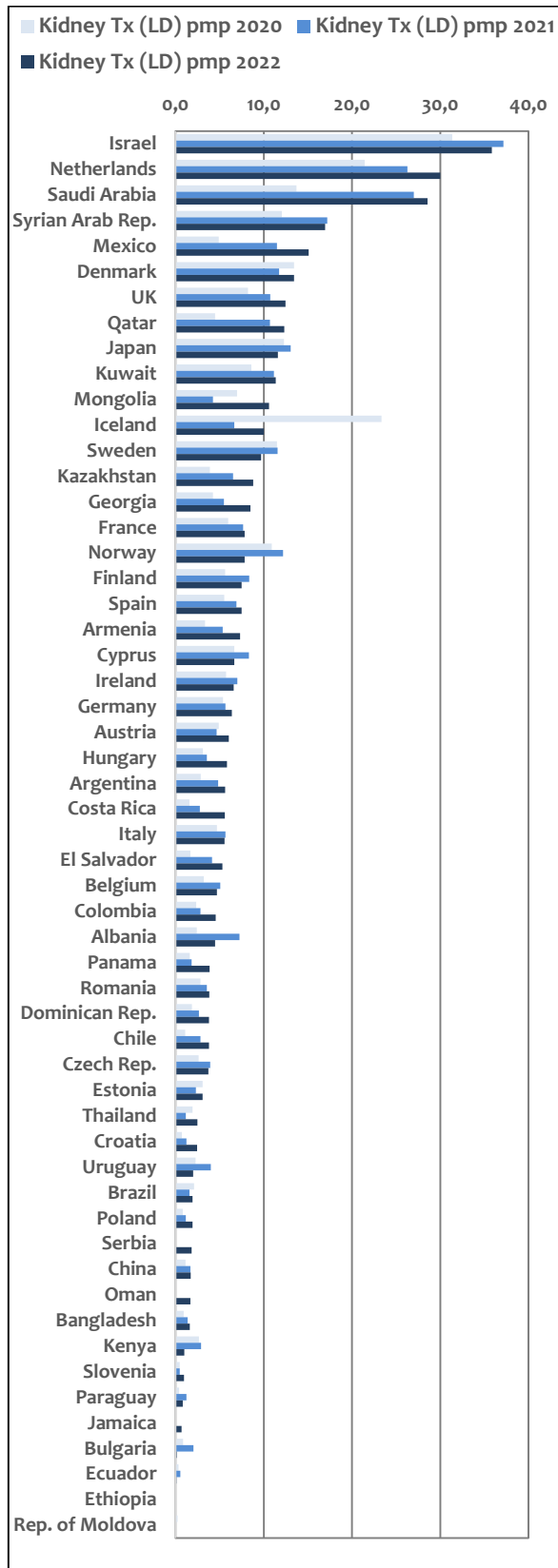
| COUNTRY | 2020 | | 2021 | | 2022 | |
|------------------|-------|------|-------|------|-------|------|
| | N | PMP | N | PMP | N | PMP |
| Albania | 7 | 2.4 | 21 | 7.2 | 13 | 4.5 |
| Argentina | 854 | 18.9 | 1237 | 27.1 | 1434 | 31.2 |
| Armenia | 10 | 3.3 | 16 | 5.3 | 22 | 7.3 |
| Austria | 335 | 37.2 | 306 | 34.0 | 336 | 36.9 |
| Bangladesh | 155 | 0.9 | 228 | 1.4 | 269 | 1.6 |
| Belgium | 363 | 31.3 | 417 | 35.9 | 478 | 40.9 |
| Brazil | 4830 | 22.7 | 4559 | 21.3 | 5029 | 23.3 |
| Bulgaria | 8 | 1.2 | 33 | 4.8 | 12 | 1.8 |
| Chile | 233 | 12.2 | 246 | 12.8 | 326 | 16.9 |
| China | 11037 | 7.6 | 12039 | 8.3 | 12712 | 8.7 |
| Colombia | 526 | 10.3 | 623 | 12.1 | 841 | 16.3 |
| Costa Rica | 41 | 8.0 | 30 | 5.9 | 66 | 12.7 |
| Croatia | 98 | 23.9 | 124 | 30.2 | 112 | 27.3 |
| Cyprus | 13 | 10.8 | 19 | 15.8 | 16 | 13.3 |
| Czech Rep. | 443 | 41.4 | 456 | 42.6 | 520 | 48.6 |
| Denmark | 278 | 47.9 | 252 | 43.4 | 242 | 41.7 |
| Dominican Rep. | 28 | 2.6 | 45 | 4.1 | 61 | 5.5 |
| Ecuador | 57 | 3.2 | 87 | 4.9 | 151 | 8.3 |
| El Salvador | 11 | 1.7 | 27 | 4.2 | 35 | 5.3 |
| Estonia | 47 | 36.2 | 48 | 36.9 | 34 | 26.2 |
| Ethiopia | 8 | 0.1 | 0 | 0.0 | 9 | 0.1 |
| Finland | 263 | 47.8 | 268 | 48.7 | 250 | 44.6 |
| France | 2595 | 39.7 | 3252 | 49.7 | 3377 | 51.5 |
| Georgia | 17 | 4.3 | 22 | 5.5 | 34 | 8.5 |
| Germany | 1909 | 22.8 | 1992 | 23.7 | 1966 | 23.4 |
| Hungary | 202 | 20.8 | 194 | 20.2 | 246 | 25.6 |
| Iceland | 10 | 33.3 | 9 | 30.0 | 8 | 26.7 |
| Ireland | 123 | 25.1 | 139 | 27.8 | 163 | 32.6 |
| Israel | 397 | 45.6 | 476 | 54.1 | 468 | 52.6 |
| Italy | 1907 | 31.5 | 2043 | 33.8 | 2037 | 33.8 |
| Jamaica | 0 | 0.0 | 0 | 0.0 | 2 | 0.7 |
| Japan | 1697 | 13.4 | 1772 | 14.1 | 1656 | 13.2 |
| Kazakhstan | 77 | 4.1 | 129 | 6.8 | 176 | 9.2 |
| Kenya | 142 | 2.6 | 160 | 2.9 | 55 | 1.0 |
| Kuwait | 61 | 14.2 | 87 | 20.2 | 99 | 22.5 |
| Mexico | 913 | 7.1 | 1974 | 15.1 | 2713 | 20.6 |
| Mongolia | 29 | 8.8 | 22 | 6.7 | 40 | 11.8 |
| Thailand | 809 | 47.3 | 916 | 53.3 | 1008 | 58.6 |
| Netherlands | 240 | 44.4 | 231 | 42.0 | 229 | 41.6 |
| Norway | 0 | 0.0 | 0 | 0.0 | 11 | 2.1 |
| Oman | 13 | 3.0 | 8 | 1.8 | 35 | 8.0 |
| Panama | 4 | 0.6 | 33 | 4.6 | 32 | 4.4 |
| Poland | 751 | 19.9 | 770 | 20.4 | 874 | 23.2 |
| Qatar | 17 | 5.9 | 48 | 16.6 | 53 | 17.7 |
| Rep. of Moldova | 3 | 0.8 | 0 | 0.0 | 3 | 0.8 |
| Romania | 174 | 9.1 | 156 | 8.2 | 230 | 12.1 |
| Saudi Arabia | 547 | 15.7 | 1044 | 29.6 | 1160 | 32.4 |
| Serbia | 6 | 0.7 | 5 | 0.6 | 18 | 2.1 |
| Slovenia | 47 | 22.4 | 52 | 24.8 | 53 | 25.2 |
| Spain | 2702 | 57.7 | 2950 | 63.2 | 3404 | 72.9 |
| Sweden | 429 | 42.5 | 445 | 43.6 | 465 | 45.6 |
| Syrian Arab Rep. | 211 | 12.1 | 315 | 17.2 | 329 | 17.0 |
| Thailand | 712 | 10.2 | 432 | 6.2 | 722 | 10.3 |
| UK | 2567 | 37.8 | 2917 | 42.8 | 3192 | 46.6 |
| Uruguay | 120 | 34.3 | 92 | 26.3 | 150 | 42.9 |

Kidney transplants (from Deceased Donors)



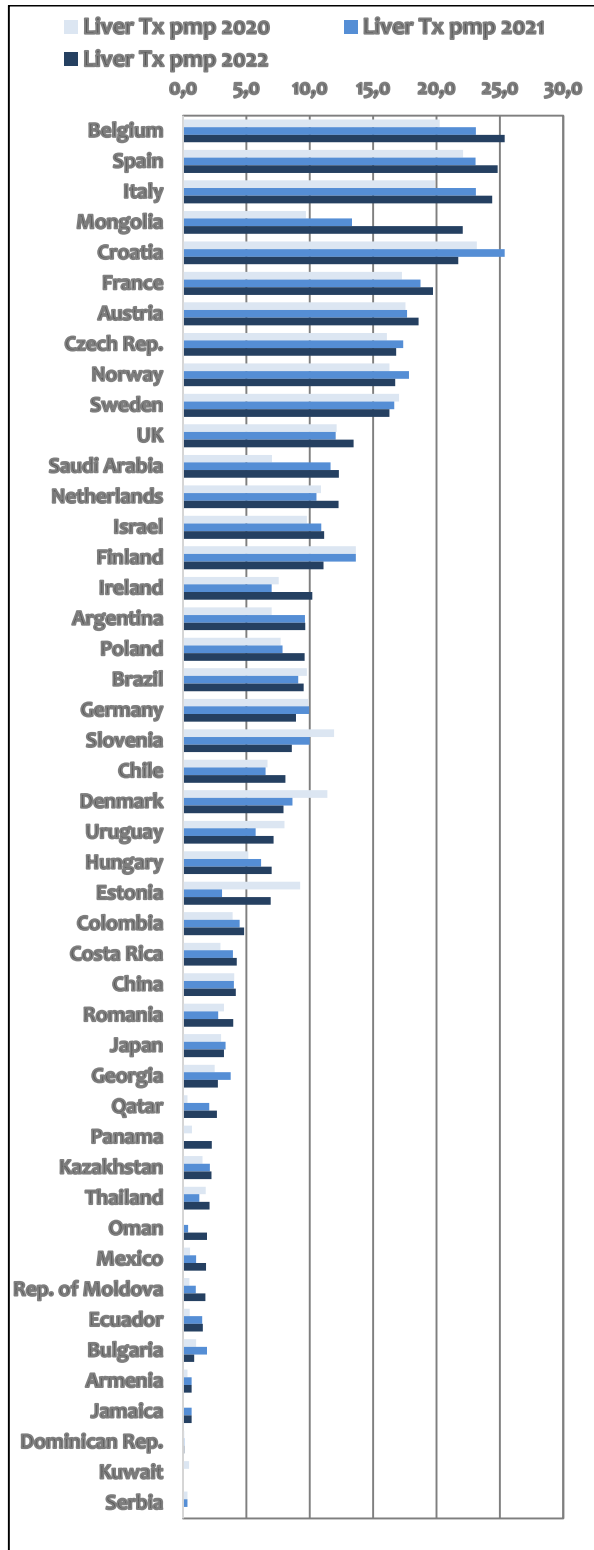
| COUNTRY | 2020 | | 2021 | | 2022 | |
|-----------------|------|------|------|------|-------|------|
| | N | PMP | N | PMP | N | PMP |
| Argentina | 724 | 16.0 | 1016 | 22.3 | 1175 | 25.5 |
| Austria | 291 | 32.3 | 264 | 29.3 | 281 | 30.9 |
| Belgium | 326 | 28.1 | 358 | 30.9 | 423 | 36.2 |
| Brazil | 4385 | 20.6 | 4222 | 19.7 | 4611 | 21.4 |
| Bulgaria | 2 | 0.3 | 19 | 2.8 | 11 | 1.6 |
| Chile | 212 | 11.1 | 192 | 10.0 | 253 | 13.1 |
| China | 9399 | 6.5 | 9577 | 6.6 | 10187 | 7.0 |
| Colombia | 406 | 8.0 | 478 | 9.3 | 607 | 11.8 |
| Costa Rica | 33 | 6.5 | 16 | 3.1 | 37 | 7.1 |
| Croatia | 95 | 23.2 | 119 | 29.0 | 102 | 24.9 |
| Cyprus | 5 | 4.2 | 9 | 7.5 | 8 | 6.7 |
| Czech Rep. | 415 | 38.8 | 414 | 38.7 | 480 | 44.9 |
| Denmark | 200 | 34.5 | 184 | 31.7 | 164 | 28.3 |
| Dominican Rep. | 8 | 0.7 | 16 | 1.5 | 19 | 1.7 |
| Ecuador | 51 | 2.9 | 77 | 4.3 | 149 | 8.2 |
| Estonia | 43 | 33.1 | 45 | 34.6 | 30 | 23.1 |
| Finland | 232 | 42.2 | 222 | 40.4 | 208 | 37.1 |
| France | 2205 | 33.8 | 2750 | 42.0 | 2863 | 43.6 |
| Germany | 1459 | 17.4 | 1517 | 18.1 | 1431 | 17.1 |
| Hungary | 172 | 17.7 | 160 | 16.7 | 190 | 19.8 |
| Iceland | 3 | 10.0 | 7 | 23.3 | 5 | 16.7 |
| Ireland | 95 | 19.4 | 104 | 20.8 | 130 | 26.0 |
| Israel | 124 | 14.3 | 149 | 16.9 | 149 | 16.7 |
| Italy | 1623 | 26.8 | 1702 | 28.2 | 1703 | 28.2 |
| Japan | 141 | 1.1 | 125 | 1.0 | 198 | 1.6 |
| Kazakhstan | 4 | 0.2 | 5 | 0.3 | 7 | 0.4 |
| Kuwait | 24 | 5.6 | 39 | 9.1 | 49 | 11.1 |
| Mexico | 283 | 2.2 | 475 | 3.6 | 725 | 5.5 |
| Mongolia | 6 | 1.8 | 8 | 2.4 | 4 | 1.2 |
| Netherlands | 442 | 25.8 | 464 | 27.0 | 492 | 28.6 |
| Norway | 181 | 33.5 | 164 | 29.8 | 186 | 33.8 |
| Oman | 0 | 0.0 | 0 | 0.0 | 2 | 0.4 |
| Panama | 6 | 1.4 | 0 | 0.0 | 18 | 4.1 |
| Paraguay | 1 | 0.1 | 24 | 3.3 | 26 | 3.6 |
| Poland | 720 | 19.0 | 726 | 19.2 | 801 | 21.2 |
| Qatar | 4 | 1.4 | 17 | 5.9 | 16 | 5.3 |
| Rep. of Moldova | 2 | 0.5 | 0 | 0.0 | 3 | 0.8 |
| Romania | 120 | 6.3 | 88 | 4.6 | 157 | 8.3 |
| Saudi Arabia | 70 | 2.0 | 91 | 2.6 | 138 | 3.9 |
| Slovenia | 46 | 21.9 | 51 | 24.3 | 51 | 24.3 |
| Spain | 2443 | 52.2 | 2627 | 56.3 | 3054 | 65.4 |
| Sweden | 313 | 31.0 | 327 | 32.1 | 366 | 35.9 |
| Thailand | 578 | 8.3 | 351 | 5.0 | 547 | 7.8 |
| UK | 2009 | 29.6 | 2184 | 32.0 | 2338 | 34.1 |
| Uruguay | 112 | 32.0 | 78 | 22.3 | 143 | 40.9 |

Kidney transplants (from Living Donors)



| COUNTRY | 2020 | | 2021 | | 2022 | |
|------------------|------|------|------|------|------|------|
| | N | PMP | N | PMP | N | PMP |
| Albania | 7 | 2.4 | 21 | 7.2 | 13 | 4.5 |
| Argentina | 130 | 2.9 | 221 | 4.8 | 259 | 5.6 |
| Armenia | 10 | 3.3 | 16 | 5.3 | 22 | 7.3 |
| Austria | 44 | 4.9 | 42 | 4.7 | 55 | 6.0 |
| Bangladesh | 155 | 0.9 | 228 | 1.4 | 269 | 1.6 |
| Belgium | 37 | 3.2 | 59 | 5.1 | 55 | 4.7 |
| Brazil | 445 | 2.1 | 337 | 1.6 | 418 | 1.9 |
| Bulgaria | 6 | 0.9 | 14 | 2.0 | 1 | 0.1 |
| Chile | 21 | 1.1 | 54 | 2.8 | 73 | 3.8 |
| China | 1638 | 1.1 | 2462 | 1.7 | 2525 | 1.7 |
| Colombia | 120 | 2.4 | 145 | 2.8 | 234 | 4.5 |
| Costa Rica | 8 | 1.6 | 14 | 2.7 | 29 | 5.6 |
| Croatia | 3 | 0.7 | 5 | 1.2 | 10 | 2.4 |
| Cyprus | 8 | 6.7 | 10 | 8.3 | 8 | 6.7 |
| Czech Rep. | 28 | 2.6 | 42 | 3.9 | 40 | 3.7 |
| Denmark | 78 | 13.4 | 68 | 11.7 | 78 | 13.4 |
| Dominican Rep. | 20 | 1.9 | 29 | 2.6 | 42 | 3.8 |
| Ecuador | 6 | 0.3 | 10 | 0.6 | 2 | 0.1 |
| El Salvador | 11 | 1.7 | 27 | 4.2 | 35 | 5.3 |
| Estonia | 4 | 3.1 | 3 | 2.3 | 4 | 3.1 |
| Ethiopia | 8 | 0.1 | 0 | 0.0 | 9 | 0.1 |
| Finland | 31 | 5.6 | 46 | 8.4 | 42 | 7.5 |
| France | 390 | 6.0 | 502 | 7.7 | 514 | 7.8 |
| Georgia | 17 | 4.3 | 22 | 5.5 | 34 | 8.5 |
| Germany | 450 | 5.4 | 475 | 5.7 | 535 | 6.4 |
| Hungary | 30 | 3.1 | 34 | 3.5 | 56 | 5.8 |
| Iceland | 7 | 23.3 | 2 | 6.7 | 3 | 10.0 |
| Ireland | 28 | 5.7 | 35 | 7.0 | 33 | 6.6 |
| Israel | 273 | 31.4 | 327 | 37.2 | 319 | 35.8 |
| Italy | 284 | 4.7 | 341 | 5.6 | 334 | 5.5 |
| Jamaica | | | 0 | 0.0 | 2 | 0.7 |
| Japan | 1556 | 12.3 | 1647 | 13.1 | 1458 | 11.6 |
| Kazakhstan | 73 | 3.9 | 124 | 6.5 | 169 | 8.8 |
| Kenya | 142 | 2.6 | 160 | 2.9 | 55 | 1.0 |
| Kuwait | 37 | 8.6 | 48 | 11.2 | 50 | 11.4 |
| Luxembourg | | | | | 0 | 0.0 |
| Mexico | 630 | 4.9 | 1499 | 11.5 | 1988 | 15.1 |
| Mongolia | 23 | 7.0 | 14 | 4.2 | 36 | 10.6 |
| Netherlands | 367 | 21.5 | 452 | 26.3 | 516 | 30.0 |
| Norway | 59 | 10.9 | 67 | 12.2 | 43 | 7.8 |
| Oman | 0 | 0.0 | 0 | 0.0 | 9 | 1.7 |
| Panama | 7 | 1.6 | 8 | 1.8 | 17 | 3.9 |
| Paraguay | 3 | 0.4 | 9 | 1.3 | 6 | 0.8 |
| Poland | 31 | 0.8 | 44 | 1.2 | 73 | 1.9 |
| Qatar | 13 | 4.5 | 31 | 10.7 | 37 | 12.3 |
| Rep. of Moldova | 1 | 0.3 | 0 | 0.0 | 0 | 0.0 |
| Romania | 54 | 2.8 | 68 | 3.6 | 73 | 3.8 |
| Saudi Arabia | 477 | 13.7 | 953 | 27.0 | 1022 | 28.5 |
| Serbia | 0 | 0.0 | 0 | 0.0 | 16 | 1.8 |
| Slovenia | 1 | 0.5 | 1 | 0.5 | 2 | 1.0 |
| Spain | 259 | 5.5 | 323 | 6.9 | 350 | 7.5 |
| Sweden | 116 | 11.5 | 118 | 11.6 | 99 | 9.7 |
| Syrian Arab Rep. | 211 | 12.1 | 315 | 17.2 | 329 | 17.0 |
| Thailand | 134 | 1.9 | 81 | 1.2 | 175 | 2.5 |
| UK | 558 | 8.2 | 733 | 10.7 | 854 | 12.5 |
| Uruguay | 8 | 2.3 | 14 | 4.0 | 7 | 2.0 |

Liver transplants



| COUNTRY | 2020 | | 2021 | | 2022 | |
|-----------------|------|------|------|------|------|------|
| | N | PMP | N | PMP | N | PMP |
| Argentina | 316 | 7.0 | 438 | 9.6 | 443 | 9.6 |
| Armenia | 1 | 0.3 | 2 | 0.7 | 2 | 0.7 |
| Austria | 158 | 17.6 | 159 | 17.7 | 169 | 18.6 |
| Belgium | 235 | 20.3 | 268 | 23.1 | 297 | 25.4 |
| Brazil | 2075 | 9.8 | 1944 | 9.1 | 2049 | 9.5 |
| Bulgaria | 7 | 1.0 | 13 | 1.9 | 6 | 0.9 |
| Chile | 127 | 6.6 | 125 | 6.5 | 156 | 8.1 |
| China | 5842 | 4.0 | 5834 | 4.0 | 6053 | 4.2 |
| Colombia | 199 | 3.9 | 229 | 4.5 | 248 | 4.8 |
| Costa Rica | 15 | 2.9 | 20 | 3.9 | 22 | 4.2 |
| Croatia | 95 | 23.2 | 104 | 25.4 | 89 | 21.7 |
| Czech Rep. | 172 | 16.1 | 186 | 17.4 | 180 | 16.8 |
| Denmark | 66 | 11.4 | 50 | 8.6 | 46 | 7.9 |
| Dominican Rep. | 1 | 0.1 | 1 | 0.1 | 1 | 0.1 |
| Ecuador | 9 | 0.5 | 27 | 1.5 | 28 | 1.5 |
| Estonia | 12 | 9.2 | 4 | 3.1 | 9 | 6.9 |
| Finland | 75 | 13.6 | 75 | 13.6 | 62 | 11.1 |
| France | 1128 | 17.3 | 1225 | 18.7 | 1294 | 19.7 |
| Georgia | 10 | 2.5 | 15 | 3.8 | 11 | 2.8 |
| Germany | 826 | 9.9 | 834 | 9.9 | 748 | 8.9 |
| Hungary | 50 | 5.2 | 59 | 6.1 | 67 | 7.0 |
| Ireland | 37 | 7.6 | 35 | 7.0 | 51 | 10.2 |
| Israel | 85 | 9.8 | 96 | 10.9 | 99 | 11.1 |
| Italy | 1202 | 19.9 | 1396 | 23.1 | 1474 | 24.4 |
| Jamaica | | | 2 | 0.7 | 2 | 0.7 |
| Japan | 380 | 3.0 | 421 | 3.3 | 406 | 3.2 |
| Kazakhstan | 29 | 1.5 | 40 | 2.1 | 43 | 2.2 |
| Kuwait | 2 | 0.5 | 0 | 0.0 | 0 | 0.0 |
| Mexico | 72 | 0.6 | 135 | 1.0 | 238 | 1.8 |
| Mongolia | 32 | 9.7 | 44 | 13.3 | 75 | 22.1 |
| Netherlands | 186 | 10.9 | 181 | 10.5 | 211 | 12.3 |
| Norway | 88 | 16.3 | 98 | 17.8 | 92 | 16.7 |
| Oman | 0 | 0.0 | 2 | 0.4 | 10 | 1.9 |
| Panama | 3 | 0.7 | 0 | 0.0 | 10 | 2.3 |
| Poland | 291 | 7.7 | 297 | 7.9 | 362 | 9.6 |
| Qatar | 1 | 0.3 | 6 | 2.1 | 8 | 2.7 |
| Rep. of Moldova | 2 | 0.5 | 4 | 1.0 | 7 | 1.8 |
| Romania | 62 | 3.2 | 53 | 2.8 | 75 | 3.9 |
| Saudi Arabia | 244 | 7.0 | 411 | 11.6 | 440 | 12.3 |
| Serbia | 3 | 0.3 | 3 | 0.3 | 0 | 0.0 |
| Slovenia | 25 | 11.9 | 21 | 10.0 | 18 | 8.6 |
| Spain | 1034 | 22.1 | 1078 | 23.1 | 1159 | 24.8 |
| Sweden | 172 | 17.0 | 170 | 16.7 | 166 | 16.3 |
| Thailand | 125 | 1.8 | 89 | 1.3 | 147 | 2.1 |
| UK | 823 | 12.1 | 821 | 12.0 | 922 | 13.5 |
| Uruguay | 28 | 8.0 | 20 | 5.7 | 25 | 7.1 |

Liver transplants (from Deceased Donors)



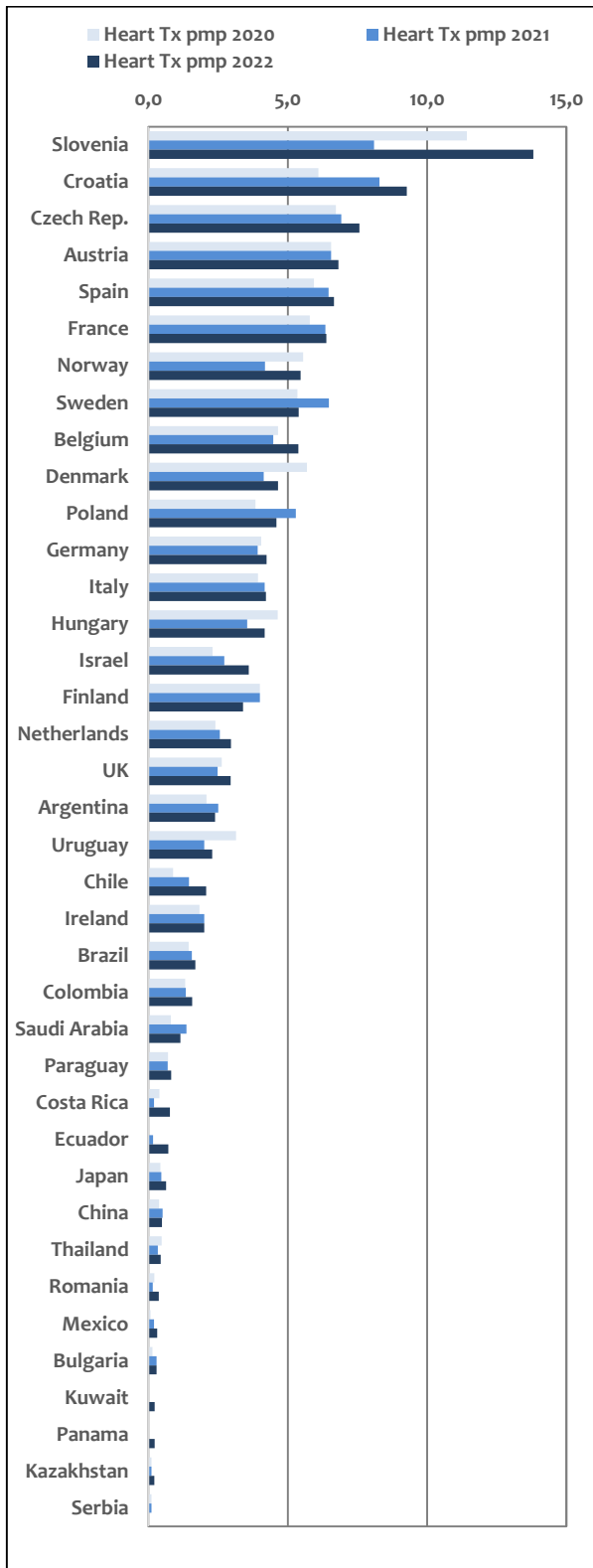
| COUNTRY | 2020 | | 2021 | | 2022 | |
|-----------------|------|------|------|------|------|------|
| | N | PMP | N | PMP | N | PMP |
| Argentina | 286 | 6.3 | 397 | 8.7 | 384 | 8.3 |
| Austria | 150 | 16.7 | 150 | 16.7 | 167 | 18.4 |
| Belgium | 214 | 18.4 | 247 | 21.3 | 269 | 23.0 |
| Brazil | 1933 | 9.1 | 1893 | 8.8 | 1988 | 9.2 |
| Bulgaria | 2 | 0.3 | 13 | 1.9 | 6 | 0.9 |
| Chile | 104 | 5.4 | 110 | 5.7 | 133 | 6.9 |
| China | 4954 | 3.4 | 5011 | 3.4 | 5299 | 3.6 |
| Colombia | 128 | 2.5 | 160 | 3.1 | 173 | 3.4 |
| Costa Rica | 14 | 2.7 | 15 | 2.9 | 20 | 3.8 |
| Croatia | 94 | 22.9 | 104 | 25.4 | 89 | 21.7 |
| Czech Rep. | 172 | 16.1 | 185 | 17.3 | 171 | 16.0 |
| Denmark | 63 | 10.9 | 49 | 8.4 | 46 | 7.9 |
| Dominican Rep. | 1 | 0.1 | 1 | 0.1 | 1 | 0.1 |
| Ecuador | 9 | 0.5 | 27 | 1.5 | 28 | 1.5 |
| Estonia | 12 | 9.2 | 4 | 3.1 | 9 | 6.9 |
| Finland | 75 | 13.6 | 75 | 13.6 | 62 | 11.1 |
| France | 112 | 17.0 | 1204 | 18.4 | 1269 | 19.3 |
| Germany | 774 | 9.2 | 780 | 9.3 | 706 | 8.4 |
| Hungary | 50 | 5.2 | 59 | 6.1 | 67 | 7.0 |
| Ireland | 37 | 7.6 | 35 | 7.0 | 51 | 10.2 |
| Israel | 72 | 8.3 | 87 | 9.9 | 91 | 10.2 |
| Italy | 1182 | 19.5 | 1359 | 22.5 | 1440 | 23.9 |
| Japan | 63 | 0.5 | 60 | 0.5 | 86 | 0.7 |
| Kazakhstan | 1 | 0.1 | 3 | 0.2 | 2 | 0.1 |
| Kuwait | 2 | 0.5 | 0 | 0.0 | 0 | 0.0 |
| Mexico | 62 | 0.5 | 124 | 1.0 | 218 | 1.7 |
| Mongolia | 4 | 1.2 | 7 | 2.1 | 2 | 0.6 |
| Netherlands | 162 | 9.5 | 152 | 8.8 | 185 | 10.8 |
| Norway | 88 | 16.3 | 97 | 17.6 | 91 | 16.5 |
| Panama | 3 | 0.7 | 0 | 0.0 | 10 | 2.3 |
| Poland | 263 | 7.0 | 277 | 7.3 | 334 | 8.9 |
| Qatar | 1 | 0.3 | 6 | 2.1 | 5 | 1.7 |
| Rep. of Moldova | 1 | 0.3 | 0 | 0.0 | 3 | 0.8 |
| Romania | 53 | 2.8 | 42 | 2.2 | 71 | 3.7 |
| Saudi Arabia | 51 | 1.5 | 56 | 1.6 | 66 | 1.8 |
| Serbia | 3 | 0.3 | 3 | 0.3 | 0 | 0.0 |
| Slovenia | 25 | 11.9 | 21 | 10.0 | 18 | 8.6 |
| Spain | 1023 | 21.9 | 1077 | 23.1 | 1154 | 24.7 |
| Sweden | 171 | 16.9 | 169 | 16.6 | 166 | 16.3 |
| Thailand | 94 | 1.3 | 57 | 0.8 | 105 | 1.5 |
| UK | 801 | 11.8 | 800 | 11.7 | 890 | 13.0 |
| Uruguay | 27 | 7.7 | 20 | 5.7 | 25 | 7.1 |

Liver transplants (from Living Donors)



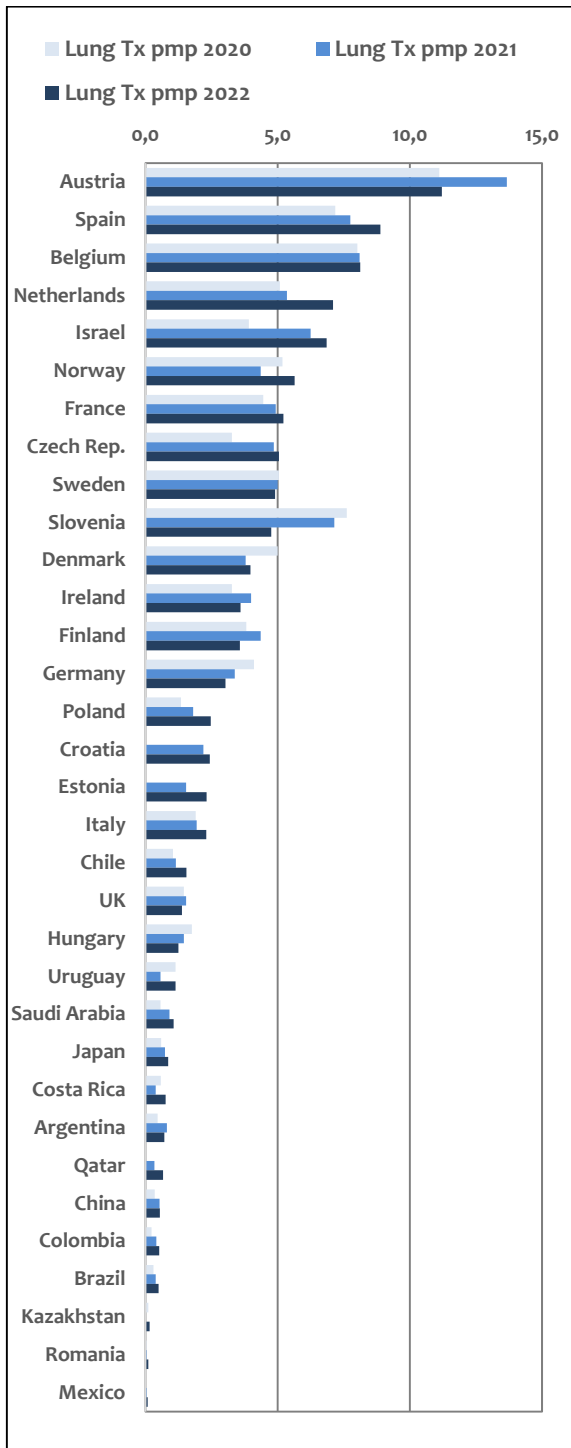
| COUNTRY | 2020 | | 2021 | | 2022 | |
|-----------------|------|-----|------|------|------|------|
| | N | PMP | N | PMP | N | PMP |
| Argentina | 30 | 0.7 | 40 | 0.9 | 59 | 1.3 |
| Armenia | 1 | 0.3 | 2 | 0.7 | 2 | 0.7 |
| Austria | 8 | 0.9 | 9 | 1.0 | 2 | 0.2 |
| Belgium | 21 | 1.8 | 21 | 1.8 | 28 | 2.4 |
| Brazil | 141 | 0.7 | 50 | 0.2 | 61 | 0.3 |
| Bulgaria | 5 | 0.7 | 0 | 0.0 | 0 | 0.0 |
| Chile | 23 | 1.2 | 15 | 0.8 | 23 | 1.2 |
| China | 874 | 0.6 | 811 | 0.6 | 749 | 0.5 |
| Colombia | 71 | 1.4 | 69 | 1.3 | 75 | 1.5 |
| Costa Rica | 1 | 0.2 | 5 | 1.0 | 2 | 0.4 |
| Croatia | 1 | 0.2 | 0 | 0.0 | 0 | 0.0 |
| Czech Rep. | 0 | 0.0 | 0 | 0.0 | 8 | 0.7 |
| Denmark | 3 | 0.5 | 1 | 0.2 | 0 | 0.0 |
| France | 15 | 0.2 | 20 | 0.3 | 25 | 0.4 |
| Georgia | 10 | 2.5 | 15 | 3.8 | 11 | 2.8 |
| Germany | 52 | 0.6 | 54 | 0.6 | 41 | 0.5 |
| Israel | 13 | 1.5 | 9 | 1.0 | 7 | 0.8 |
| Italy | 19 | 0.3 | 36 | 0.6 | 34 | 0.6 |
| Jamaica | | | 2 | 0.7 | 2 | 0.7 |
| Japan | 316 | 2.5 | 361 | 2.9 | 320 | 2.5 |
| Kazakhstan | 28 | 1.5 | 37 | 1.9 | 41 | 2.1 |
| Mexico | 10 | 0.1 | 11 | 0.1 | 20 | 0.2 |
| Mongolia | 28 | 8.5 | 37 | 11.2 | 73 | 21.5 |
| Netherlands | 24 | 1.4 | 28 | 1.6 | 26 | 1.5 |
| Norway | 0 | 0.0 | 1 | 0.2 | 1 | 0.2 |
| Oman | 0 | 0.0 | 2 | 0.4 | 10 | 1.9 |
| Poland | 28 | 0.7 | 20 | 0.5 | 28 | 0.7 |
| Qatar | 0 | 0.0 | 0 | 0.0 | 3 | 1.0 |
| Rep. of Moldova | 1 | 0.3 | 4 | 1.0 | 4 | 1.0 |
| Romania | 9 | 0.5 | 11 | 0.6 | 4 | 0.2 |
| Saudi Arabia | 193 | 5.5 | 355 | 10.1 | 374 | 10.4 |
| Spain | 11 | 0.2 | 1 | 0.0 | 5 | 0.1 |
| Sweden | 0 | 0.0 | 1 | 0.1 | 0 | 0.0 |
| Thailand | 31 | 0.4 | 32 | 0.5 | 42 | 0.6 |
| UK | 22 | 0.3 | 21 | 0.3 | 32 | 0.5 |
| Uruguay | 1 | 0.3 | 0 | 0.0 | 0 | 0.0 |

Heart transplants



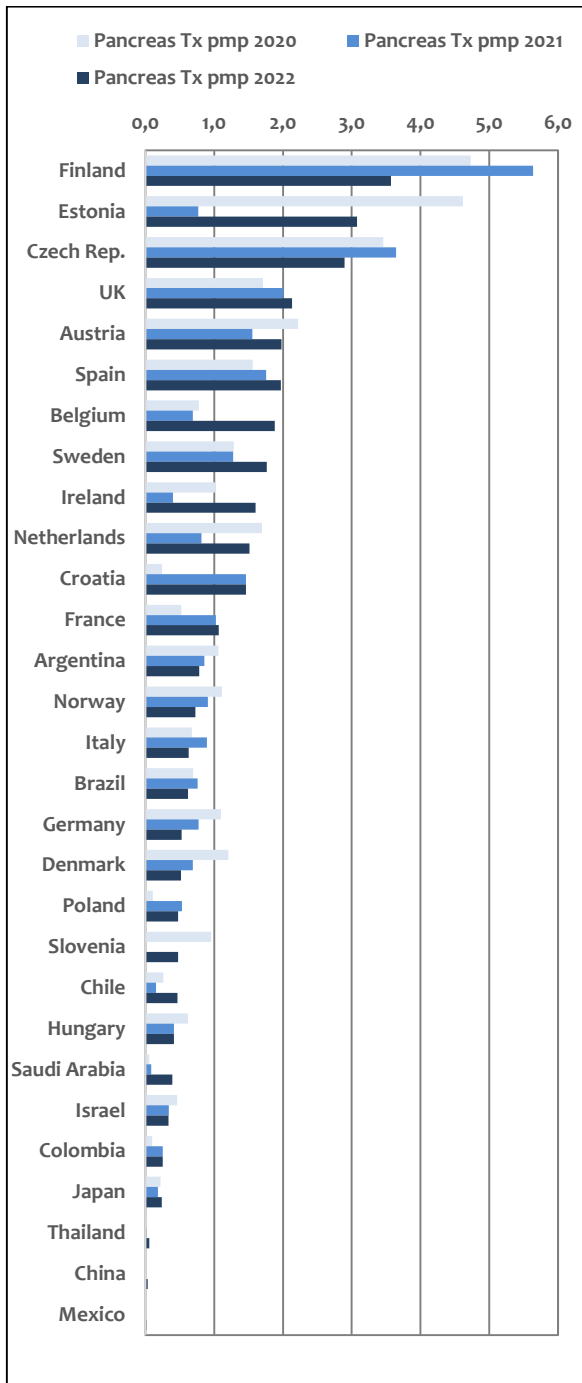
| COUNTRY | 2020 | | 2021 | | 2022 | |
|--------------|------|------|------|-----|------|------|
| | N | PMP | N | PMP | N | PMP |
| Argentina | 94 | 2.1 | 114 | 2.5 | 110 | 2.4 |
| Austria | 59 | 6.6 | 59 | 6.6 | 62 | 6.8 |
| Belgium | 54 | 4.7 | 52 | 4.5 | 63 | 5.4 |
| Brazil | 308 | 1.4 | 334 | 1.6 | 362 | 1.7 |
| Bulgaria | 1 | 0.1 | 2 | 0.3 | 2 | 0.3 |
| Chile | 17 | 0.9 | 28 | 1.5 | 40 | 2.1 |
| China | 557 | 0.4 | 738 | 0.5 | 710 | 0.5 |
| Colombia | 67 | 1.3 | 69 | 1.3 | 81 | 1.6 |
| Costa Rica | 2 | 0.4 | 1 | 0.2 | 4 | 0.8 |
| Croatia | 25 | 6.1 | 34 | 8.3 | 38 | 9.3 |
| Czech Rep. | 72 | 6.7 | 74 | 6.9 | 81 | 7.6 |
| Denmark | 33 | 5.7 | 24 | 4.1 | 27 | 4.7 |
| Ecuador | 0 | 0.0 | 3 | 0.2 | 13 | 0.7 |
| Finland | 22 | 4.0 | 22 | 4.0 | 19 | 3.4 |
| France | 378 | 5.8 | 415 | 6.3 | 419 | 6.4 |
| Germany | 339 | 4.0 | 329 | 3.9 | 356 | 4.2 |
| Hungary | 45 | 4.6 | 34 | 3.5 | 40 | 4.2 |
| Ireland | 9 | 1.8 | 10 | 2.0 | 10 | 2.0 |
| Israel | 20 | 2.3 | 24 | 2.7 | 32 | 3.6 |
| Italy | 238 | 3.9 | 252 | 4.2 | 254 | 4.2 |
| Japan | 54 | 0.4 | 59 | 0.5 | 79 | 0.6 |
| Kazakhstan | 2 | 0.1 | 2 | 0.1 | 4 | 0.2 |
| Kuwait | 0 | 0.0 | 0 | 0.0 | 1 | 0.2 |
| Mexico | 9 | 0.1 | 26 | 0.2 | 42 | 0.3 |
| Netherlands | 41 | 2.4 | 44 | 2.6 | 51 | 3.0 |
| Norway | 30 | 5.6 | 23 | 4.2 | 30 | 5.5 |
| Panama | 0 | 0.0 | 0 | 0.0 | 1 | 0.2 |
| Paraguay | 5 | 0.7 | 5 | 0.7 | 6 | 0.8 |
| Poland | 145 | 3.8 | 200 | 5.3 | 173 | 4.6 |
| Romania | 4 | 0.2 | 3 | 0.2 | 7 | 0.4 |
| Saudi Arabia | 28 | 0.8 | 48 | 1.4 | 41 | 1.1 |
| Serbia | 1 | 0.1 | 1 | 0.1 | 0 | 0.0 |
| Slovenia | 24 | 11.4 | 17 | 8.1 | 29 | 13.8 |
| Spain | 278 | 5.9 | 302 | 6.5 | 311 | 6.7 |
| Sweden | 54 | 5.3 | 66 | 6.5 | 55 | 5.4 |
| Thailand | 33 | 0.5 | 24 | 0.3 | 31 | 0.4 |
| UK | 179 | 2.6 | 169 | 2.5 | 202 | 2.9 |
| Uruguay | 11 | 3.1 | 7 | 2.0 | 8 | 2.3 |

Lung transplants



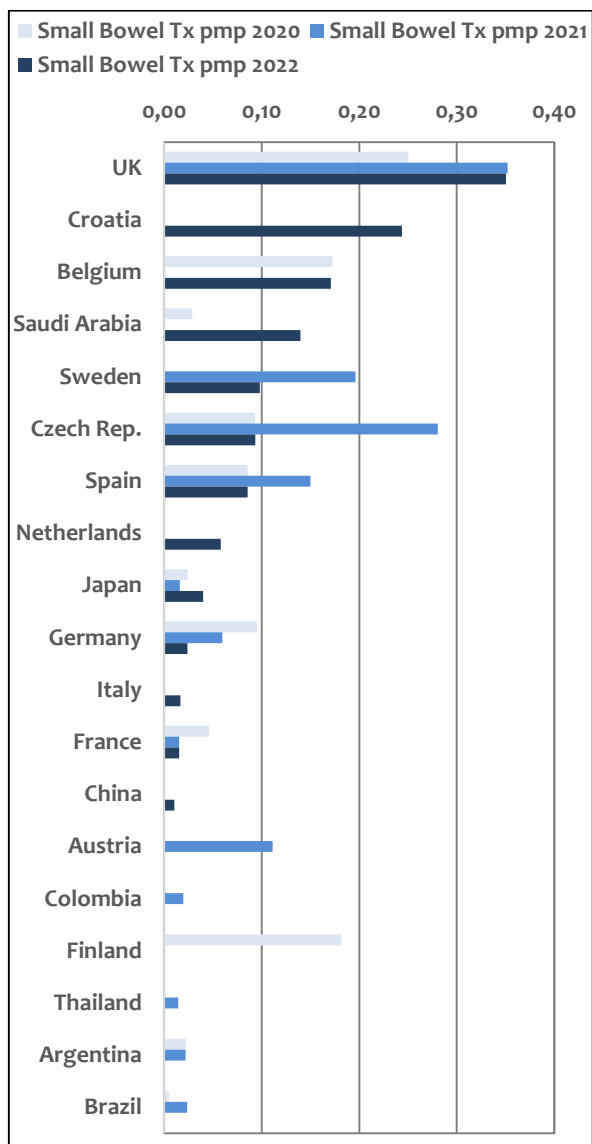
| COUNTRY | 2020 | | 2021 | | 2022 | |
|--------------|------|------|------|------|------|------|
| | N | PMP | N | PMP | N | PMP |
| Argentina | 21 | 0.5 | 37 | 0.8 | 33 | 0.7 |
| Austria | 100 | 11.1 | 123 | 13.7 | 102 | 11.2 |
| Belgium | 93 | 8.0 | 94 | 8.1 | 95 | 8.1 |
| Brazil | 65 | 0.3 | 84 | 0.4 | 106 | 0.5 |
| Chile | 20 | 1.0 | 22 | 1.1 | 30 | 1.6 |
| China | 513 | 0.4 | 775 | 0.5 | 798 | 0.5 |
| Colombia | 12 | 0.2 | 21 | 0.4 | 27 | 0.5 |
| Costa Rica | 3 | 0.6 | 2 | 0.4 | 4 | 0.8 |
| Croatia | 0 | 0.0 | 9 | 2.2 | 10 | 2.4 |
| Czech Rep. | 35 | 3.3 | 52 | 4.9 | 54 | 5.0 |
| Denmark | 29 | 5.0 | 22 | 3.8 | 23 | 4.0 |
| Estonia | 0 | 0.0 | 2 | 1.5 | 3 | 2.3 |
| Finland | 21 | 3.8 | 24 | 4.4 | 20 | 3.6 |
| France | 291 | 4.5 | 322 | 4.9 | 342 | 5.2 |
| Germany | 344 | 4.1 | 283 | 3.4 | 254 | 3.0 |
| Hungary | 17 | 1.8 | 14 | 1.5 | 12 | 1.3 |
| Ireland | 16 | 3.3 | 20 | 4.0 | 18 | 3.6 |
| Israel | 34 | 3.9 | 55 | 6.3 | 61 | 6.9 |
| Italy | 115 | 1.9 | 117 | 1.9 | 138 | 2.3 |
| Japan | 75 | 0.6 | 93 | 0.7 | 108 | 0.9 |
| Kazakhstan | 2 | 0.1 | 0 | 0.0 | 3 | 0.2 |
| Mexico | 0 | 0.0 | 6 | 0.0 | 11 | 0.1 |
| Netherlands | 87 | 5.1 | 92 | 5.3 | 122 | 7.1 |
| Norway | 28 | 5.2 | 24 | 4.4 | 31 | 5.6 |
| Poland | 51 | 1.3 | 68 | 1.8 | 93 | 2.5 |
| Qatar | 0 | 0.0 | 1 | 0.3 | 2 | 0.7 |
| Romania | 1 | 0.1 | 1 | 0.1 | 2 | 0.1 |
| Saudi Arabia | 20 | 0.6 | 32 | 0.9 | 38 | 1.1 |
| Slovenia | 16 | 7.6 | 15 | 7.1 | 10 | 4.8 |
| Spain | 336 | 7.2 | 362 | 7.8 | 415 | 8.9 |
| Sweden | 51 | 5.0 | 51 | 5.0 | 50 | 4.9 |
| UK | 99 | 1.5 | 105 | 1.5 | 95 | 1.4 |
| Uruguay | 4 | 1.1 | 2 | 0.6 | 4 | 1.1 |

Pancreas transplants



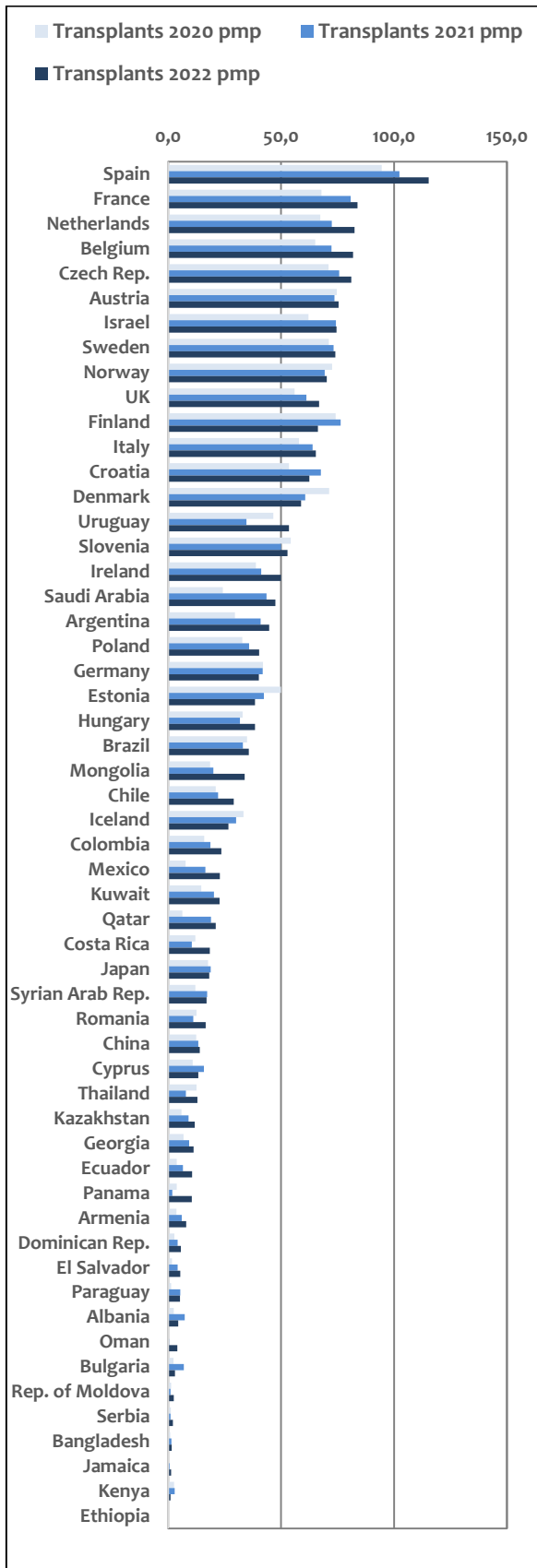
| COUNTRY | 2020 | | 2021 | | 2022 | |
|--------------|------|-----|------|-----|------|-----|
| | N | PMP | N | PMP | N | PMP |
| Argentina | 48 | 1.1 | 39 | 0.9 | 36 | 0.8 |
| Austria | 20 | 2.2 | 14 | 1.6 | 18 | 2.0 |
| Belgium | 9 | 0.8 | 8 | 0.7 | 22 | 1.9 |
| Brazil | 148 | 0.7 | 162 | 0.8 | 133 | 0.6 |
| Chile | 5 | 0.3 | 3 | 0.2 | 9 | 0.5 |
| China | | | | | 45 | 0.0 |
| Colombia | 5 | 0.1 | 13 | 0.3 | 13 | 0.3 |
| Croatia | 1 | 0.2 | 6 | 1.5 | 6 | 1.5 |
| Czech Rep. | 37 | 3.5 | 39 | 3.6 | 31 | 2.9 |
| Denmark | 7 | 1.2 | 4 | 0.7 | 3 | 0.5 |
| Estonia | 6 | 4.6 | 1 | 0.8 | 4 | 3.1 |
| Finland | 26 | 4.7 | 31 | 5.6 | 20 | 3.6 |
| France | 34 | 0.5 | 67 | 1.0 | 70 | 1.1 |
| Germany | 92 | 1.1 | 65 | 0.8 | 44 | 0.5 |
| Hungary | 6 | 0.6 | 4 | 0.4 | 4 | 0.4 |
| Ireland | 5 | 1.0 | 2 | 0.4 | 8 | 1.6 |
| Israel | 4 | 0.5 | 3 | 0.3 | 3 | 0.3 |
| Italy | 41 | 0.7 | 54 | 0.9 | 38 | 0.6 |
| Japan | 28 | 0.2 | 23 | 0.2 | 30 | 0.2 |
| Mexico | 0 | 0.0 | 0 | 0.0 | 2 | 0.0 |
| Netherlands | 29 | 1.7 | 14 | 0.8 | 26 | 1.5 |
| Norway | 6 | 1.1 | 5 | 0.9 | 4 | 0.7 |
| Poland | 4 | 0.1 | 20 | 0.5 | 18 | 0.5 |
| Saudi Arabia | 2 | 0.1 | 3 | 0.1 | 14 | 0.4 |
| Slovenia | 2 | 1.0 | 0 | 0.0 | 1 | 0.5 |
| Spain | 73 | 1.6 | 82 | 1.8 | 92 | 2.0 |
| Sweden | 13 | 1.3 | 13 | 1.3 | 18 | 1.8 |
| Thailand | 1 | 0.0 | 1 | 0.0 | 4 | 0.1 |
| UK | 116 | 1.7 | 137 | 2.0 | 146 | 2.1 |

Small Bowel transplants



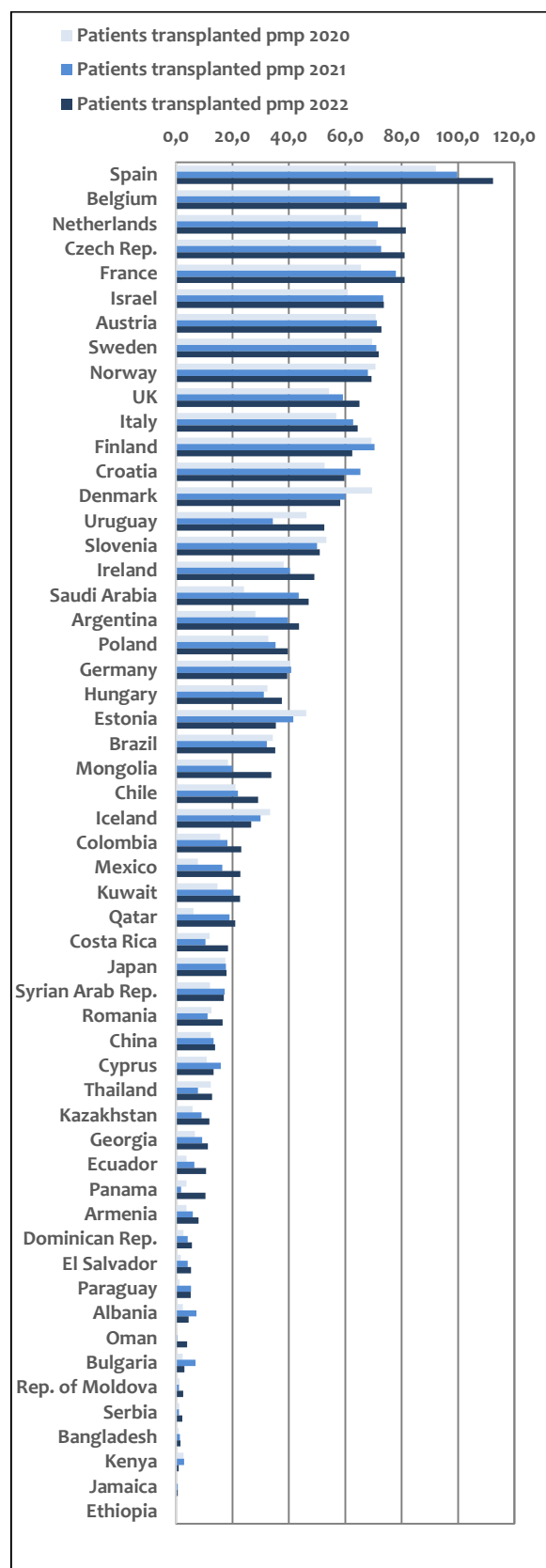
| COUNTRY | 2020 | | 2021 | | 2022 | |
|--------------|------|-----|------|-----|------|-----|
| | N | PMP | N | PMP | N | PMP |
| Argentina | 1 | 0.0 | 1 | 0.0 | 1 | 0.0 |
| Austria | 0 | 0.0 | 1 | 0.1 | 0 | 0.0 |
| Belgium | 2 | 0.2 | 0 | 0.0 | 2 | 0.2 |
| Brazil | 1 | 0.0 | 5 | 0.0 | | |
| China | | | | | 15 | 0.0 |
| Colombia | 0 | 0.0 | 1 | 0.0 | 0 | 0.0 |
| Croatia | 0 | 0.0 | 0 | 0.0 | 1 | 0.2 |
| Czech Rep. | 1 | 0.1 | 3 | 0.3 | 1 | 0.1 |
| Finland | 1 | 0.2 | 0 | 0.0 | 0 | 0.0 |
| France | 3 | 0.0 | 1 | 0.0 | 1 | 0.0 |
| Germany | 8 | 0.1 | 5 | 0.1 | 2 | 0.0 |
| Italy | 0 | 0.0 | 0 | 0.0 | 1 | 0.0 |
| Japan | 3 | 0.0 | 2 | 0.0 | 5 | 0.0 |
| Netherlands | 0 | 0.0 | | | 1 | 0.1 |
| Saudi Arabia | 1 | 0.0 | 0 | 0.0 | 5 | 0.1 |
| Spain | 4 | 0.1 | 7 | 0.1 | 4 | 0.1 |
| Sweden | 0 | 0.0 | 2 | 0.2 | 1 | 0.1 |
| Thailand | 0 | 0.0 | 1 | 0.0 | 0 | 0.0 |
| UK | 17 | 0.3 | 24 | 0.4 | 24 | 0.4 |

Total transplants



| COUNTRY | 2020 | | 2021 | | 2022 | |
|------------------|-------|------|-------|-------|-------|-------|
| | N | PMP | N | PMP | N | PMP |
| Albania | 7 | 2.4 | 21 | 7.2 | 130 | 4.5 |
| Argentina | 1334 | 29.5 | 1866 | 40.9 | 2057 | 44.7 |
| Armenia | 11 | 3.7 | 18 | 6.0 | 24 | 8.0 |
| Austria | 672 | 74.7 | 662 | 73.6 | 687 | 75.5 |
| Bangladesh | 155 | 0.9 | 228 | 1.4 | 269 | 1.6 |
| Belgium | 756 | 65.2 | 839 | 72.3 | 957 | 81.8 |
| Brazil | 7427 | 34.9 | 7088 | 33.1 | 7679 | 35.6 |
| Bulgaria | 16 | 2.3 | 48 | 7.0 | 20 | 2.9 |
| Chile | 402 | 21.0 | 424 | 22.1 | 561 | 29.1 |
| China | 17949 | 12.4 | 19386 | 13.3 | 20333 | 14.0 |
| Colombia | 809 | 15.9 | 956 | 18.6 | 1210 | 23.5 |
| Costa Rica | 61 | 12.0 | 53 | 10.4 | 96 | 18.5 |
| Croatia | 219 | 53.4 | 277 | 67.6 | 256 | 62.4 |
| Cyprus | 13 | 10.8 | 19 | 15.8 | 16 | 13.3 |
| Czech Rep. | 760 | 71.0 | 810 | 75.7 | 867 | 81.0 |
| Denmark | 413 | 71.2 | 352 | 60.7 | 341 | 58.8 |
| Dominican Rep. | 30 | 2.8 | 46 | 4.2 | 62 | 5.6 |
| Ecuador | 66 | 3.8 | 117 | 6.5 | 192 | 10.6 |
| El Salvador | 11 | 1.7 | 27 | 4.2 | 35 | 5.3 |
| Estonia | 65 | 50.0 | 55 | 42.3 | 50 | 38.5 |
| Ethiopia | 8 | 0.1 | 0 | 0.0 | 9 | 0.1 |
| Finland | 408 | 74.2 | 420 | 76.4 | 371 | 66.3 |
| France | 4429 | 67.8 | 5282 | 80.8 | 5503 | 83.9 |
| Georgia | 27 | 6.8 | 37 | 9.3 | 45 | 11.3 |
| Germany | 3518 | 42.0 | 3508 | 41.8 | 3370 | 40.2 |
| Hungary | 320 | 33.0 | 305 | 31.8 | 369 | 38.4 |
| Iceland | 10 | 33.3 | 9 | 30.0 | 8 | 26.7 |
| Ireland | 190 | 38.8 | 206 | 41.2 | 250 | 50.0 |
| Israel | 540 | 62.1 | 654 | 74.3 | 663 | 74.5 |
| Italy | 3503 | 57.9 | 3862 | 63.9 | 3942 | 65.4 |
| Jamaica | | | 2 | 0.7 | 4 | 1.3 |
| Japan | 2237 | 17.7 | 2370 | 18.8 | 2284 | 18.2 |
| Kazakhstan | 110 | 5.9 | 171 | 9.0 | 226 | 11.8 |
| Kenya | 142 | 2.6 | 160 | 2.9 | 55 | 1.0 |
| Kuwait | 63 | 14.7 | 87 | 20.2 | 100 | 22.7 |
| Mexico | 994 | 7.7 | 2141 | 16.4 | 3006 | 22.8 |
| Mongolia | 61 | 18.5 | 66 | 20.0 | 115 | 33.8 |
| Netherlands | 1152 | 67.4 | 1247 | 72.5 | 1419 | 82.5 |
| Norway | 392 | 72.6 | 381 | 69.3 | 386 | 70.2 |
| Oman | 0 | 0.0 | 2 | 0.4 | 21 | 4.0 |
| Panama | 16 | 3.7 | 8 | 1.8 | 46 | 10.5 |
| Paraguay | 9 | 1.3 | 38 | 5.3 | 38 | 5.2 |
| Poland | 1242 | 32.9 | 1355 | 35.8 | 1520 | 40.3 |
| Qatar | 18 | 6.2 | 55 | 19.0 | 63 | 21.0 |
| Rep. of Moldova | 5 | 1.3 | 4 | 1.0 | 10 | 2.5 |
| Romania | 241 | 12.6 | 213 | 11.2 | 314 | 16.5 |
| Saudi Arabia | 842 | 24.2 | 1538 | 43.6 | 1698 | 47.4 |
| Serbia | 10 | 1.1 | 9 | 1.0 | 18 | 2.1 |
| Slovenia | 114 | 54.3 | 105 | 50.0 | 111 | 52.9 |
| Spain | 4427 | 94.6 | 4781 | 102.4 | 5385 | 115.3 |
| Sweden | 719 | 71.2 | 747 | 73.2 | 755 | 74.0 |
| Syrian Arab Rep. | 211 | 12.1 | 315 | 17.2 | 329 | 17.0 |
| Thailand | 872 | 12.5 | 548 | 7.8 | 904 | 12.9 |
| UK | 3801 | 56.0 | 4173 | 61.2 | 4581 | 66.9 |
| Uruguay | 163 | 46.6 | 121 | 34.6 | 187 | 53.4 |

Patients transplanted



| COUNTRY | 2020 | | 2021 | | 2022 | |
|------------------|-------|------|-------|------|-------|-------|
| | N | PMP | N | PMP | N | PMP |
| Albania | 7 | 2.4 | 21 | 7.2 | 13 | 4.5 |
| Argentina | 1273 | 28.2 | 1808 | 39.6 | 2004 | 43.6 |
| Armenia | 11 | 3.7 | 18 | 6.0 | 24 | 8.0 |
| Austria | 637 | 70.8 | 641 | 71.2 | 663 | 72.9 |
| Bangladesh | 155 | 0.9 | 228 | 1.4 | 269 | 1.6 |
| Belgium | 716 | 61.7 | 839 | 72.3 | 957 | 81.8 |
| Brazil | 7290 | 34.3 | 6879 | 32.1 | 7569 | 35.1 |
| Bulgaria | 16 | 2.3 | 48 | 7.0 | 20 | 2.9 |
| Chile | 402 | 21.0 | 422 | 22.0 | 561 | 29.1 |
| China | 17897 | 12.4 | 19326 | 13.3 | 20244 | 13.9 |
| Colombia | 799 | 15.7 | 937 | 18.3 | 1190 | 23.1 |
| Costa Rica | 61 | 12.0 | 53 | 10.4 | 96 | 18.5 |
| Croatia | 216 | 52.7 | 268 | 65.4 | 245 | 59.8 |
| Cyprus | 13 | 10.8 | 19 | 15.8 | 16 | 13.3 |
| Czech Rep. | 760 | 71.0 | 778 | 72.7 | 867 | 81.0 |
| Denmark | 403 | 69.5 | 348 | 60.0 | 338 | 58.3 |
| Dominican Rep. | 29 | 2.7 | 46 | 4.2 | 62 | 5.6 |
| Ecuador | 66 | 3.8 | 117 | 6.5 | 192 | 10.6 |
| El Salvador | 11 | 1.7 | 27 | 4.2 | 35 | 5.3 |
| Estonia | 60 | 46.2 | 54 | 41.5 | 46 | 35.4 |
| Ethiopia | 8 | 0.1 | 0 | 0.0 | 9 | 0.1 |
| Finland | 381 | 69.3 | 387 | 70.4 | 350 | 62.5 |
| France | 4283 | 65.6 | 5097 | 77.9 | 5314 | 81.0 |
| Georgia | 27 | 6.8 | 37 | 9.3 | 45 | 11.3 |
| Germany | 3384 | 40.4 | 3422 | 40.8 | 3311 | 39.5 |
| Hungary | 314 | 32.4 | 299 | 31.1 | 360 | 37.5 |
| Iceland | 10 | 33.3 | 9 | 30.0 | 8 | 26.7 |
| Ireland | 187 | 38.2 | 202 | 40.4 | 245 | 49.0 |
| Israel | 530 | 60.9 | 647 | 73.5 | 656 | 73.7 |
| Italy | 3437 | 56.8 | 3795 | 62.8 | 3886 | 64.4 |
| Jamaica | 2 | 0.7 | 2 | 0.7 | 2 | 0.7 |
| Japan | 2209 | 17.5 | 2235 | 17.7 | 2247 | 17.9 |
| Kazakhstan | 110 | 5.9 | 171 | 9.0 | 226 | 11.8 |
| Kenya | 142 | 2.6 | 160 | 2.9 | 55 | 1.0 |
| Kuwait | 63 | 14.7 | 87 | 20.2 | 100 | 22.7 |
| Mexico | 997 | 7.7 | 2139 | 16.4 | 3000 | 22.8 |
| Mongolia | 61 | 18.5 | 66 | 20.0 | 115 | 33.8 |
| Netherlands | 1124 | 65.7 | 1231 | 71.6 | 1402 | 81.5 |
| Norway | 382 | 70.7 | 374 | 68.0 | 381 | 69.3 |
| Oman | 0 | 0.0 | 2 | 0.4 | 21 | 4.0 |
| Panama | 16 | 3.7 | 8 | 1.8 | 46 | 10.5 |
| Paraguay | 9 | 1.3 | 38 | 5.3 | 38 | 5.2 |
| Poland | 1236 | 32.7 | 1333 | 35.3 | 1495 | 39.7 |
| Qatar | 18 | 6.2 | 55 | 19.0 | 63 | 21.0 |
| Rep. of Moldova | 5 | 1.3 | 4 | 1.0 | 10 | 2.5 |
| Romania | 241 | 12.6 | 213 | 11.2 | 314 | 16.5 |
| Saudi Arabia | 840 | 24.1 | 1535 | 43.5 | 1684 | 47.0 |
| Serbia | 10 | 1.1 | 9 | 1.0 | 19 | 2.2 |
| Slovenia | 112 | 53.3 | 105 | 50.0 | 107 | 51.0 |
| Spain | 4315 | 92.2 | 4655 | 99.7 | 5251 | 112.4 |
| Sweden | 702 | 69.5 | 724 | 71.0 | 733 | 71.9 |
| Syrian Arab Rep. | 211 | 12.1 | 315 | 17.2 | 329 | 17.0 |
| Thailand | 862 | 12.3 | 542 | 7.7 | 894 | 12.8 |
| UK | 3686 | 54.3 | 4038 | 59.2 | 4453 | 65.0 |
| Uruguay | 162 | 46.3 | 120 | 34.3 | 184 | 52.6 |